


Help us keep costs down

Register for Paperless Billing

(Taxes only - Not yet available for utility bills)

- Go to www.bethel-ct.gov
- Click on “Pay Taxes Online” (left side)
- Enter search criteria to look up your tax bill(s)
- Add one of them to your shopping cart (you do NOT have to pay now)
- Go to the top right corner to click “checkout”
- Under terms & conditions, click “Pay Now” (even if you do not intend to pay.)
- In review your cart, click on the link that reads, “I want to register this account.” (under ‘proceed to checkout’)


- Fill out the form to create your account
- DO NOT forget to check the “I would like to sign up for paperless” box! (shown below)


 I would like to sign up for Paperless

I understand that at any time, I can print out my bill and/or decide to receive paper bills by editing my online profile. Please select the Invoice Types on the right you wish to go Paperless for.

Real Estate

In order to complete your enrollment, you must verify receipt of the *Paperless Registration Information* email which will be sent to your email address on record for each Invoice Type selected.

Registrant hereby acknowledges that he or she is the valid, authorized signatory for this account with full responsibility for decisions related to this account. [Click to view Terms and Conditions](#) .

Complete Registration 

- Click Complete Registration